




DER3218 3220 3222 3225 3227 3230 SERIES



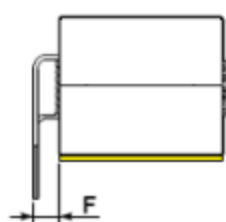
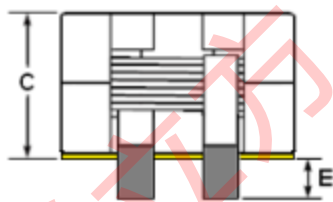
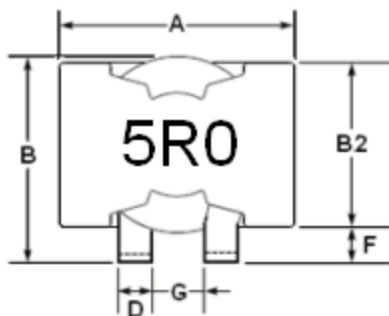
Product description:

1. Assemblage design, sturdy structure.
2. High inductance, high current, low magnetic loss, low ERS, small parasitic capacitance.
3. Flat wire winding, achieve a low DCR.
4. Temperature rise current and saturation current is less influenced by environment.
5. Operating temperature: $-25^{\circ}\text{C} \sim 125^{\circ}\text{C}$.
6. Placement form is DIP.

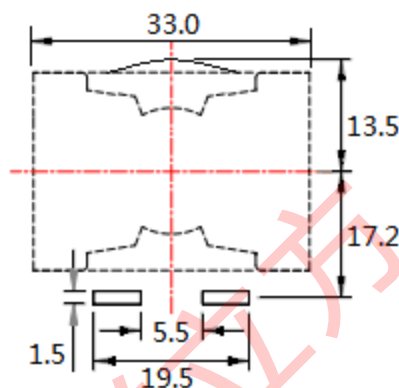
Explanation of part numbers

1 2 3 DER <u>Series Codes</u>	4 5 6 7 3 2 1 8 <u>Size Codes</u>	8 <u>Pin No. 3</u>	-	9 10 11 4 R 7 <u>Inductance Codes</u>	12 M <u>Tolerance</u>
--	--	---------------------------	---	--	------------------------------------

Boundary dimension (unit: mm)



白色绝缘纸或
黄色 PCB 板
属于选装部件。



PCB Layout

Series P/N	A	B	C	D	E	F	G
DER3218	33.5 Max	30.8±1.0	18.8 Max	6.0±0.3	3.5±1.0	6.7 Ref.	6.0±0.5
DER3220	33.5 Max	30.8±1.0	20.5Max	6.0±0.3	3.5±1.0	6.7 Ref.	6.0±0.5
DER3222	33.5 Max	30.8±1.0	22.5Max	6.0±0.3	3.5±1.0	6.7 Ref.	6.0±0.5
DER3225	33.5 Max	30.8±1.0	25.5Max	6.0±0.3	3.5±1.0	6.7 Ref.	6.0±0.5
DER3227	33.5 Max	30.8±1.0	27.5Max	6.0±0.3	3.5±1.0	6.7 Ref.	6.0±0.5
DER3230	33.5 Max	30.8±1.0	30.5Max	6.0±0.3	3.5±1.0	6.7 Ref.	6.0±0.5



DER3218 3220 3222 3225 3227 3230 SERIES

产品特性和尺寸可以根据需求做调整；其他尺寸和感值如有需求请联系我们。规格可能会在不另行通知下做调整，请联系我们业务取得最新的资讯。

Electrical Characteristics: TEST CONDITION: AT 25°C, 100KHz / 0.1V

Part No.	Lo(0A) (μ H) \pm 20%	Irms(A) Type.	Isat(A) Type.	DCR(m Ω) Type.	DCR(m Ω) Max.	Material	Placement form	立式卧式
DER3218-3R3M	3.3	45	80	1.3	1.45	MnZn	DIP	卧式
DER3218-4R7M	4.7	45	72	1.3	1.45	MnZn	DIP	卧式
DER3218-5R0M	5.0	45	70	1.3	1.45	MnZn	DIP	卧式
DER3218-6R0M	6.0	45	55	1.3	1.45	MnZn	DIP	卧式
DER3218-6R8M	6.8	45	50	1.3	1.45	MnZn	DIP	卧式
DER3220-1R5M	1.5	80	130	0.5	0.6	MnZn	DIP	卧式
DER3222-100M	10.0	45	48	2.7	3.0	MnZn	DIP	卧式
DER3222-150M	15.0	45	44	2.7	3.0	MnZn	DIP	卧式
DER3225-100M	10.0	47	50	2.3	2.55	MnZn	DIP	卧式
DER3227-300M	30.0	40	26	3.2	3.55	MnZn	DIP	立式

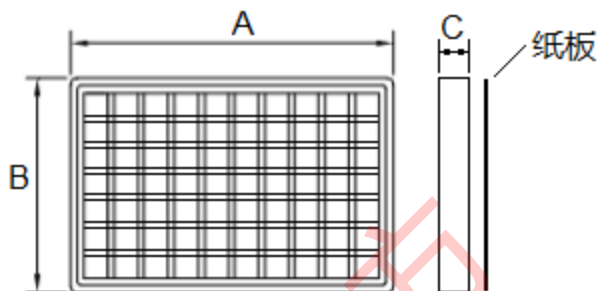
NOTE:

- All test data is referenced to 25°C ambient.
- Irms: DC current(A) that will cause an approximate ΔT of 40°C.
- Isat: DC current(A) that will cause Lo to drop approximate 30%.
- Operating temperature range is -25°C to 125°C.
- The part temperature(ambient and temp rise) should not exceed 125°C under worse case operating conditions. Circuit design, component placement, PWB trace size and thickness, airflow and other cooling provision all affect the part temperature. Part temperature should be verified in the end application.



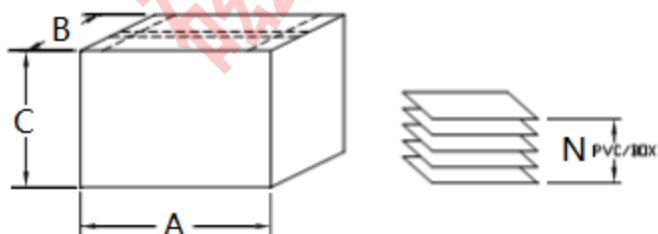
DER3218 3220 3222 3225 3227 3230 SERIES

PACKING INFORMATION



PET 盘规格: 322*202*28mm, 每盘装 28 个。

TYPE	A(Ref.)	B(Ref.)	C(Ref.)			
DER3218	322	202	28			



外箱规格: 340*215*220mm, 7PET 盘装一箱, 一箱装 196 个。

Series	QTY (Pcs/Box)	A(Ref.)	B(Ref.)	C(Ref.)		
DER3218	196 Ref.	340	215	220		